



Easter Holidays (6/4/20, 13/4/20)

Reception

Achieve Believe Care


We hope that you had a good 'Week 1' and enjoyed some of the activities set. It has been lovely to see some of you uploading pictures of what you have been up to, to Tapestry. It has been really lovely to see your smiling faces and all the super learning that you've been doing at home! We will be providing you with another theme/ week of home learning activities on 20/4/20 but...

...for the next 2 weeks, its all about...

'EASTER'

and having fun!!

On this PPT there are is a list of ideas for 'Easter FUN' take a look but be sure to spend 2 weeks taking and enjoying a well deserved break too.



Chocolate nest cakes

If you have cornflakes/ shredded wheat or even rice krispies and some chocolate at home, you could make some chocolate nest cakes for Easter. They are fun to make and yummy to eat! If you haven't got these ingredients, maybe you could go and collect sticks/ outdoor resources and make a real nest?



Painted Easter Pebbles

While you're out on a walk or even just playing in the garden, see if you can find any pebbles. You could paint these with Easter pictures or paint Easter characters onto them. You might want to use these for your/ another Easter Hunt.



Easter Egg Hunt

Draw (maybe 10) Easter egg shapes and colour them in/ decorate them. Cut them out and ask a grown up to hide them around the house/ garden. When they are all hidden, you can go on a hunt, see if you can find all of the eggs that are hiding? If you find them all maybe you could have a 'chocolate' treat from your grown up.





Easter characters

Print off '2D Shape Rabbit/ Chick Cutting Skills Worksheets' from [Twinkl](#) (see link) or ask a grown up to draw you the pieces of each Easter character, as shown here. Can you cut out each part carefully. Place together to create your own Easter Character.



Easter wreaths

Create your own Easter wreath. You could use either a piece of wire you have (an old coat hanger would work) or a cardboard circle (as seen in the picture). Decorate with items from your garden or your home. Place on your door to make everyone walking past your house smile.



Easter Garland

Ask a grown up to draw some bunny or egg outlines or you could have a go at drawing the outlines yourself. Colour them in and then carefully cut them out. Ask a grown up to help you place a hole into your bunnies/eggs. Thread them onto a piece of ribbon/string to make your own Easter garland. If this is too tricky, cut paper into strips, decorate with colours and then link/ join together to make a paper chain.





Easter bunny headband

Ask an adult to help you to cut a band of white paper/ card and 2 ear shapes. Colour/ collage/ paint some pink onto the ears (see picture). Ask an adult to help you attach with glue/ a stapler or cello tape, the ears to the band. Fit the band according to your head size...you are now an Easter bunny!

Spring Chicken

Why not practise our favourite Easter song 'Spring Chicken' (see link). Don't forget to add the actions in. You could then put on a performance at home for your grown up/s. They can then have a go at joining in with the song/ actions! Have fun!





Draw/ Paint an Easter Picture

You could paint/ draw an Easter picture...or you could get a grown up to draw/ print you an Easter picture that you can just colour in (see link).



Easter Cards

In school we planned to make Easter cards by printing chicks onto white card. Ask a grown up to help you fold a piece of card or paper. Dip your finger in yellow paint and print onto a background, you can do as many as you want. When they are dry use a black pen to add some eyes, a beak, some legs and also some wings (see below). You could write a special message inside and post to somebody that you are not seeing at the moment while out on a walk. Take a look at the video (see link) for other Easter card ideas.



Easter Jigsaw

Ask a grown up to print or draw you an Easter picture. Ask your grown up to cut it into sensible pieces. You now have your very own jigsaw, can you recreate the picture by placing the pieces in the correct place. To make this even more fun, maybe you have to hunt for your jigsaw pieces that your grown up has hidden around the house. Maybe if you find them all and are able to create the picture you could have a 'treat' as a reward.



Peter Rabbit

Enjoy some chill out time with Peter Rabbit and friends on Cbeebies (see link). You could also spend some time sharing any Easter stories you have at home!



Spring Walk

Go on a walk around your local area, as your one form of exercise for the day...talk about what season it is? How do you know? What are the signs of spring? Did you see any of these signs on your walk? Maybe when you are home you could draw/ paint a picture of you and all the things you saw on your spring walk?



Explore more about Spring

Learn more about the 4 seasons, particularly Spring. Enjoy joining in with our favourite Seasons song (see link) would be a great start. Use Topmarks/ google to learn more about Spring.



Rocking Chicks

If you have some yellow paper/ card, have a go at making some 'Rocking Chicks'. You might want to create some other rocking Easter characters too.





Bunny Hop sack race

If you have old pillow cases, maybe you could have a 'bunny hop' race with your family in the garden...great practise for future Sports Days ☺

Pin the tail on the bunny

Ask a grown up to draw a large bunny outline (as below), cut out a circle of white paper or use a cotton wool ball (if you have one)...take it in turns to pin the tail on the bunny while blindfolded, who got the closest? No cheating!



Egg and spoon race

Set up an egg and spoon race in the garden...use spoons from home and something that you can balance for example an egg, if you don't want to waste eggs, find an alternative that you can balance on your spoon...try to be quick but don't drop your 'egg'. Again, great practise for future Sports Days ☺



Easter Egg Baskets

Watch the video (see link) and learn how to make an Easter egg basket, which one will you choose?
My favourite is the Easter chick!



Paper Bunny Hand puppet

Watch the video (see link) and learn how to make a paper bunny hand puppet.



Easter chick crafts

Watch the video (see link) and create your own Easter chick. There are lots to chose from.



Why we celebrate Easter

Do you know why we celebrate Easter? Ask a grown up to explain what Christians believe. Discuss how we celebrate in this country? Take a look at the PPT on Twinkl (see link), learn about how other countries celebrate Easter.



Painting eggs

Paint/ decorate used egg shells. If you don't have any used shells maybe ask a grown up to draw an egg shape and paint that...can you create a pattern?



Bunny, Bunny RABBIT!

With people in your household, sit in a circle, play 'Bunny, Bunny, RABBIT' the adapted Easter version of the classic 'Duck, Duck, Goose'... one we love in school!



Easter Reading Challenge

Take part in Howley's reading challenge set for the whole school, by completing each task below.



Read aloud to someone.



Read non-stop for 30 minutes.



Read in bed.



Draw a picture of your favourite character.



Read in the garden.



Read whilst eating an Easter egg.



Make an Easter themed bookmark.



Retell a story as a comic strip.



Read a book with a one-word title.



Draw your favourite part of your book.



Read aloud to someone.



Make your own reading den.



Useful links...

<https://www.youtube.com/watch?v=TKEwyLCKLwI> Spring Chicken

<https://www.activityvillage.co.uk/easter-colouring-pages> Easter colouring pages

<https://www.twinkl.co.uk/resource/t-c-254454-rabbit-2d-shape-activity-sheets> 2D Easter characters

<https://www.bbc.co.uk/iplayer/episode/b074l64p/ad/peter-rabbit-peter-rabbit-special-the-tale-of-the-unexpected-discovery> Peter Rabbit on Cbeebies

<https://www.youtube.com/watch?v=ksGiLaIx39c> Seasons Song

<https://www.topmarks.co.uk/Spring/WhatIsSpring.aspx> Topmarks/ Spring learning

<https://www.twinkl.co.uk/resource/t-t-9477-easter-around-the-world-powerpoint> Easter around the World



Useful links continued...

<https://www.youtube.com/watch?v=hMpD3LOk0OM> Paper Bunny Hand puppet

<https://www.youtube.com/watch?v=bcq6AhQMqcQ> Easter egg baskets

<https://www.youtube.com/watch?v=8e4CkgC601U> Paper chicks crafts

<https://www.youtube.com/watch?v=zsE81TzsQg8> Easter card ideas



Don't forget, your grown up can upload pictures/ videos along with a blurb of you enjoying your Easter fun to Tapestry for us to see! Enjoy your Easter...eat chocolate, have fun but most importantly...

...Take care, stay home and safe!

We are missing you all but know you'll be having a great amount of family fun without us!

Miss Holden and Mrs Trimmer.